



Email

Opening a Secure Message

Google

Gmail

COMPOSE

Inbox (1)
Starred
Sent Mail
Drafts
More

Aamir

Primary Social Promotions

| | | | | |
|--------------------------|--------------------------|------------------|--|----------|
| <input type="checkbox"/> | <input type="checkbox"/> | Din, Aamir | SECURE How to view a secure message? - Din, Aamir (DinA@southern | 8:56 am |
| <input type="checkbox"/> | <input type="checkbox"/> | Google | Security alert - Aamir Din New device signed in to data.miner.us@gmail.coi | 8:53 am |
| <input type="checkbox"/> | <input type="checkbox"/> | Google | Improvements to our Privacy Policy and Privacy Controls - Google data.mii | May 12 |
| <input type="checkbox"/> | <input type="checkbox"/> | Google | Check your Google Account security status - Aamir Din Stay safer online w | Jan 24 |
| <input type="checkbox"/> | <input type="checkbox"/> | Google | Security alert - Aamir Din New device signed in to data.miner.us@gmail.coi | 12/29/17 |
| <input type="checkbox"/> | <input type="checkbox"/> | Google+ | Welcome to Google+, Aamir - Explore the topics you love Find everything f | 8/15/17 |
| <input type="checkbox"/> | <input type="checkbox"/> | Andy from Google | Aamir, welcome to your new Google Account - Hi Aamir, I'm so glad you de | 8/15/17 |

0 GB (0%) of 15 GB used
[Manage](#)

[Terms](#) · [Privacy](#) · [Program Policies](#)

No recent chats
[Start a new one](#)

1. Log on to your personal e-mail
2. Click on the Secure message received from Southern Tier Connect

Google

Gmail

COMPOSE

Inbox

Starred

Sent Mail

Drafts

More

Aamir

SECURE How to view a secure message? Inbox x

Din, Aamir <DinA@southerntierconnect.org> 8:56 AM (10 minutes ago)

to me

Images are not displayed. [Display images below](#) - Always display images from DinA@southerntierconnect.org

Office 365 Logo

Din, Aamir (DinA@southerntierconnect.org) has sent you a protected message.

[Read the message](#)

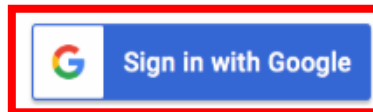
This link will expire on September 06, 2018

No recent chats
[Start a new one](#)

Click “**Read the Message**” and the system will direct you to the Microsoft Portal

DinA@southerntierconnect.org has sent you a protected message

Sign in to view the message



Or, sign in with a one-time passcode

[Need Help?](#)

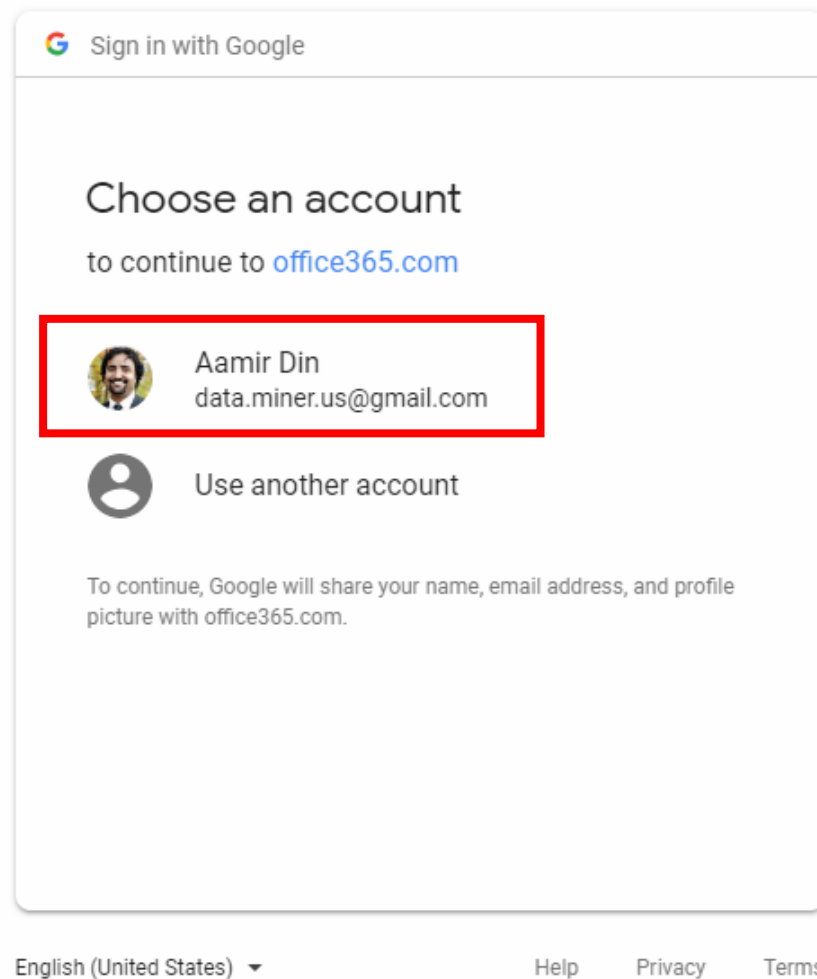
[Terms of Use](#) [Privacy & Cookies](#)

You will need to sign in to view the message.

1. You can sign in with your **e-mail**

2. OR sign in with **one-time passcode**

In these instructions, I am choosing the first option



I will choose my e-mail account

SECURE How to view a secure message?



Din, Aamir <DinA@southerntierconnect.org>

Today, 8:56 AM

data.miner.us@gmail.com ✕

🔄 Reply all | ▼

Encrypt: This message is encrypted. Recipients can't remove encryption.

1. Log on to their personal email (where the secure email was sent)
2. Open the Secured Email
3. Click on "Read the Message" button (located in the middle of the email)
4. The system will give them two options
 1. log in to the Microsoft secure email portal (user may have to register)
 2. get a one-time code to read the email

Thank you.

Sincerely,

Aamir Y. Din | Support

Southern Tier Connect | Oneonta, NY

p: (607) 376-7526 X 295

f: (607) 238-5705

Email: dina@southerntierconnect.org

The information contained in this message is intended only for the recipients, may be confidential and protected from disclosure. If you are not the intended recipient, or an employee responsible for delivering this message to the intended recipient, please be aware that any dissemination or copying of this communication is strictly prohibited. If you have received this communication in error, please immediately notify us by replying to the message and deleting it from your computer and we apologize for any inconvenience this message may have caused.

🔒 Message Encryption by Microsoft Office 365

Waiting for outlook.office365.com...

Once signed in, the system enables me to view the Secured message

SECURE How to view a secure message?





Din, Aamir <DinA@southerntierconnect.org>

Today, 8:56 AM

data.miner.us@gmail.com

Encrypt: This message is encrypted. Recipients can't remove encryption.

1. Log on to their personal email (where the secure email was sent)
2. Open the Secured Email
3. Click on "Read the Message" button (located in the middle of the email)
4. The system will give them two options
 1. log in to the Microsoft secure email portal (user may have to register)
 2. get a one-time code to read the email

 Reply all | 

Thank you.

Sincerely,

Aamir Y. Din | Support

Southern Tier Connect | Oneonta, NY

p: (607) 376-7526 X 295

f: (607) 238-5705

Email: dina@southerntierconnect.org

The information contained in this message is intended only for the recipients, may be confidential and protected from disclosure. If you are not the intended recipient, or an employee responsible for delivering this message to the intended recipient, please be aware that any dissemination or copying of this communication is strictly prohibited. If you have received this communication in error, please immediately notify us by replying to the message and deleting it from your computer and we apologize for any inconvenience this message may have caused.

Please Note:

1. Sign Out when done

2. I can reply to this message 'Securely'

Questions?

helpdesk@southerntierconnect.org